


# TRASH PUMPS


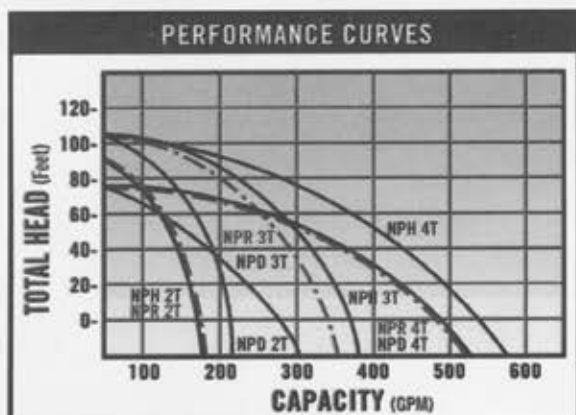
Long life and day-in, day-out performance in the toughest of environments are the trademarks of **MMD-NAC** Trash Pumps. The cast aluminum, self-priming head provides the perfect balance between high strength for long life, and high performance and light weight for easy portability.

The pump's internal wear parts are engineered and manufactured to give outstanding



**NPR 3T**

performance for years on end. The hi-chrome cast iron, twin-vane impeller and cast iron volute, with replaceable stainless steel wear plate, provides significantly longer life. Rubber vibration isolators eliminate damaging vibrations and keep the pump from walking all over the job site.



**NPH 2T**

Other features on the **MMD-NAC** Trash Pump:

- Cast iron sleeves
- Forged steel crankshafts with twin bearings
- Decompressed electronic ignition
- Automatic oil shutdown\*
- Cyclone air cleaner

Oversized pump cover flanges and an extra-thick o-ring provide a positive seal for dependable pumping. The fully modular design includes replaceable steel nipples, intake and discharge flanges and separate front and rear cover.

**MMD-NAC** Trash Pumps are available in your choice of Honda, Robin or Robin Diesel engines.



**NPD 4T**

## CENTRIFUGAL PUMPS

	SUCTION & DELIVERY DIAMETERS	SOLID SIZE	MAXIMUM DELIVERY (GPH)	SUCTION LIFT	MAXIMUM HEAD	ENGINE	HP	FUEL TYPE	FUEL CAPACITY	FUEL CONSUMPTION (GPH)	LOW OIL SENSOR	DIMENSION (LxWxH)	WEIGHT
NPH 2	2x2 in.	.3125 in.	8,300	26 ft.	105 ft.	HONDA GX-120	4	gas	.66 gal.	.22	Yes	18x14x14 inches	50 lbs.
NPH 3	3x3 in.	.3125 in.	16,000	26 ft.	105 ft.	HONDA GX-160	5.5	gas	.66 gal.	.22	Yes	20.5x14.5x16 inches	60 lbs.
NPH 4	4x4 in.	.3125 in.	28,600	26 ft.	92 ft.	HONDA GX-240	8	gas	1.59 gal.	.5	Yes	24x16.5x16 inches	102 lbs.
NPR 2	2x2 in.	.3125 in.	8,300	26 ft.	105 ft.	ROBIN EH-12	4	gas	.66 gal.	.25	Yes	18x14x16 inches	54 lbs.
NPR 3	3x3 in.	.3125 in.	16,000	26 ft.	105 ft.	ROBIN EH-17	6	gas	.66 gal.	.25	Yes	20x14x18 inches	70 lbs.
NPR 4	4x4 in.	.3125 in.	28,600	26 ft.	92 ft.	ROBIN EY-28	7.5	gas	1.59 gal.	.5	Yes	24x19x22.5 inches	103 lbs.
NPD 2	2x2 in.	.3125 in.	8,300	26 ft.	105 ft.	ROBIN DY-23	4.8	diesel	.84 gal.	1	N/A	19.5x16x19 inches	95 lbs.
NPD 3	3x3 in.	.3125 in.	14,300	26 ft.	92 ft.	ROBIN DY-23	4.8	diesel	.84 gal.	1	N/A	23.5x16x20 inches	104 lbs.

## TRASH PUMPS

	SUCTION & DELIVERY DIAMETERS	SOLID SIZE	MAXIMUM DELIVERY (GPH)	SUCTION LIFT	MAXIMUM HEAD	ENGINE	HP	FUEL TYPE	FUEL CAPACITY	FUEL CONSUMPTION (GPH)	LOW OIL SENSOR	DIMENSION (LxWxH)	WEIGHT
NPH 2T	2x2 in.	1 in.	11,900	26 ft.	90 ft.	HONDA GX-160	5.5	gas	.95 gal.	.29	Yes	22x17x16 inches	79 lbs.
NPH 3T	3x3 in.	1.5 in.	21,600	26 ft.	96 ft.	HONDA GX-240	8	gas	1.59 gal.	.5	Yes	26.7x19x24.2 inches	130 lbs.
NPH 4T	4x4 in.	2 in.	34,200	26 ft.	91 ft.	HONDA GX-340	11	gas	1.72 gal.	.65	Yes	28.5x19x23.5 inches	155 lbs.
NPR 2T	2x2 in.	1 in.	11,900	26 ft.	90 ft.	ROBIN EH-17	6	gas	.95 gal.	.33	Yes	23.5x15.5x17 inches	81 lbs.
NPR 3T	3x3 in.	1.5 in.	21,000	26 ft.	90 ft.	ROBIN EH-25	8.5	gas	1.59 gal.	.6	Yes	27x19x23.5 inches	127 lbs.
NPR 4T	4x4 in.	2 in.	31,800	26 ft.	77 ft.	ROBIN EH-34	11	gas	1.59 gal.	.6	Yes	28.5x19.5x25 inches	173 lbs.
NPD 2T	2x2 in.	1 in.	12,700	26 ft.	105 ft.	ROBIN DY-23	4.8	diesel	.84 gal.	1	N/A	24x26x20 inches	120 lbs.
NPD 3T	3x3 in.	1.5 in.	19,050	26 ft.	77 ft.	ROBIN DY-27	5.5	diesel	.84 gal.	1.3	N/A	26.5x16x23 inches	144 lbs.
NPD 4T	4x4 in.	2 in.	31,800	26 ft.	77 ft.	ROBIN DY-41	8.5	diesel	1.18 gal.	1.7	N/A	30.5x19x25 inches	210 lbs.

## DIAPHRAGM PUMPS

	SUCTION & DELIVERY DIAMETERS	SOLID SIZE	MAXIMUM DELIVERY (GPH)	SUCTION LIFT	MAXIMUM HEAD	ENGINE	HP	FUEL TYPE	FUEL CAPACITY	FUEL CONSUMPTION (GPH)	LOW OIL SENSOR	DIMENSION (LxWxH)	WEIGHT
N 300 H	3x3 in.	1.5 in.	5,100	25 ft.	50 ft.	HONDA GX-120	4	gas	.66 gal.	.29	Yes	39.5x30x24 inches	145 lbs.
N 300 R	3x3 in.	1.5 in.	5,100	25 ft.	50 ft.	ROBIN EH-12	4	gas	.66 gal.	.29	Yes	39.5x30x24 inches	145 lbs.

**MMD-mmc**  
CONSTRUCTION EQUIPMENT

**We'll Always Keep You Dry**

P.O. Box 429 • Bridgeport • NJ 08014  
1-800-869-0321 • Fax: 1-800-225-5579  
www.mitsui-machinery.com

Manufacturers of portable generators, pumps and compaction equipment

